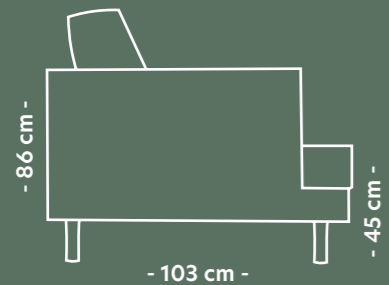


STOCKHOLM

Stockholm loungesofa har en god og soft komfort. Sofaen kan tilpasses som du ønsker ut fra et stort utvalg moduler.

Du kan også velge en av de faste oppsettene som er forslag på løsninger til din sofa.

Velg mellom et stort utvalg tekstiler i forskjellige teksturer og farger. Metallben i svart, eller treben i sort, smoked eller hvitoljet.

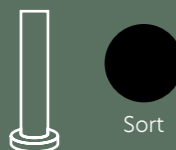


BEN VALG H:15 cm

Treben

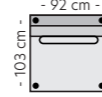


Metall

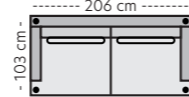


Oppsett

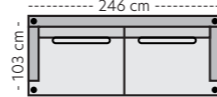
Modul 13 - Stol m/trekte sider
B:92 D:103 H:86 SH:45 cm



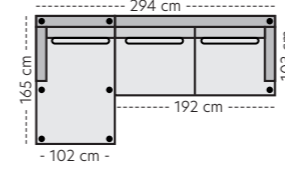
Oppsett 12 - 2,5-seter
B:206 D:103 H:86 SH:45 cm



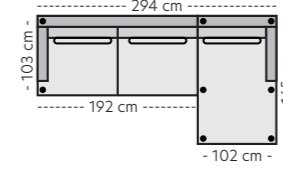
Oppsett 1 - 3-seter
B:246 D:103 H:86 SH:45 cm



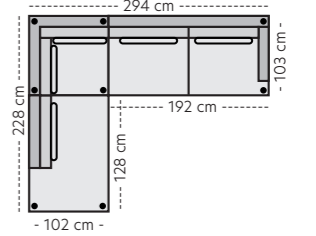
Oppsett 2 - 3Divan V
B:294 D:165/103 H:86 SH:45 cm



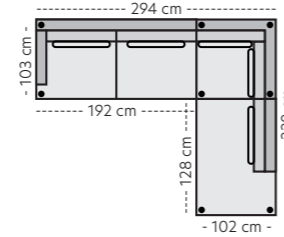
Oppsett 3 - 3-Divan H
B:294 D:165/103 H:86 SH:45 cm



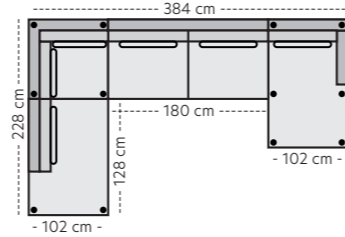
Oppsett 4 - 2,5HA V
B:294 L:228 D:103 H:86 SH:45 cm



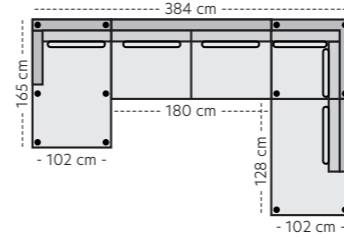
Oppsett 5 - 2,5HA H
B:294 L:228 D:103 H:86 SH:45 cm



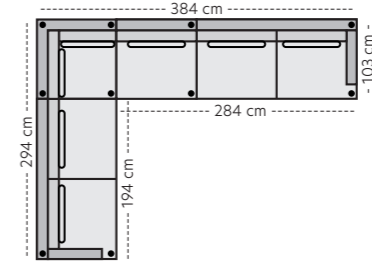
Oppsett 6 - 3DHA V
B:384 L:228 D:103/165 H:86 SH:45 cm



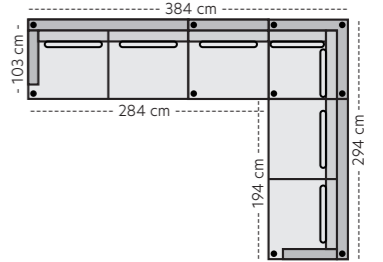
Oppsett 7 - 3DHA H
B:384 L:228 D:103/165 H:86 SH:45 cm



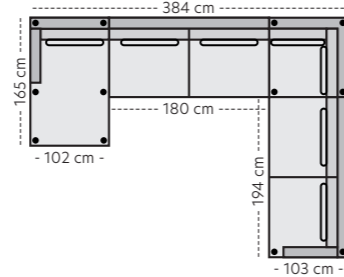
Oppsett 8 - H23
B:384 L:294 D:103 H:86 SH:45 cm



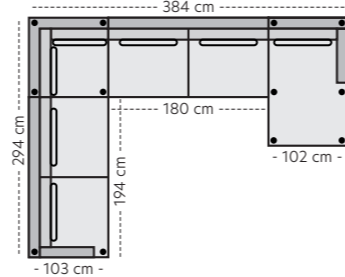
Oppsett 9 - H32
B:384 L:294 D:103 H:86 SH:45 cm



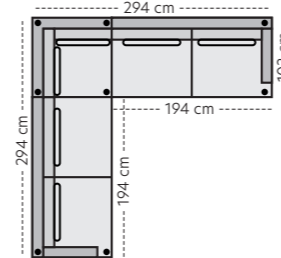
Oppsett 10 - H32Divan V
B:384 L:294 D:103/165 H:86 SH:45 cm



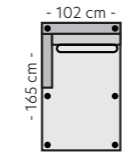
Oppsett 11 - H32Divan H
B:384 L:294 D:103/165 H:86 SH:45 cm



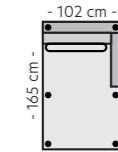
Oppsett 13 - 2,5H2,5
B:294 L:294 D:103 H:86 cm



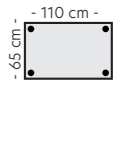
Modul 14
Divan arm V/ trekt side H
B:102 D:165 H:86 SH:45 cm



Modul 15
Divan arm H/ trekt side V
B:102 D:165 H:86 SH:45 cm

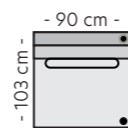


Modul 12
Pall
B:110 D:65 H:45 cm

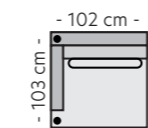


Moduler

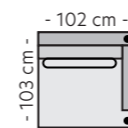
Modul 1 (1,5s)
B:90 D:103 H:86 SH:45 cm



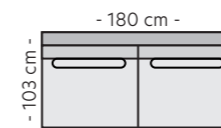
Modul 2 (1,5s-arm V)
B:102 D:103 H:86 SH:45 cm



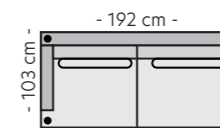
Modul 3 (1,5s-arm H)
B:102 D:103 H:86 SH:45 cm



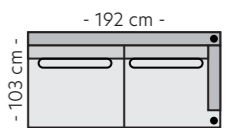
Modul 4 (2,5s midtsek.)
B:180 D:103 H:86 SH:45 cm



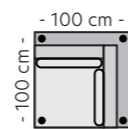
Modul 5 (2,5s-arm V)
B:192 D:103 H:86 SH:45 cm



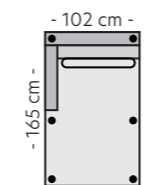
Modul 6 (2,5s-arm H)
B:192 D:103 H:86 SH:45 cm



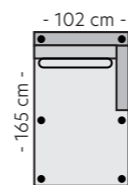
Modul 7 (Hjørne)
B:100 D:100 H:86 SH:45 cm



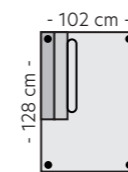
Modul 8 (Divan arm V)
B:102 D:165 H:86 SH:45 cm



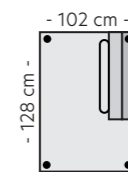
Modul 9 (Divan arm H)
B:102 D:165 H:86 SH:45 cm



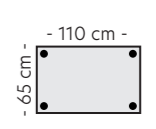
Modul 10 (Endeavs. V)
B:102 D:128 H:86 SH:45 cm



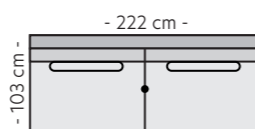
Modul 11 (Endeavs. H)
B:102 D:128 H:86 SH:45 cm



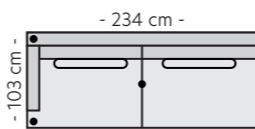
Modul 12 Pall
B:110 D:65 H:45 cm



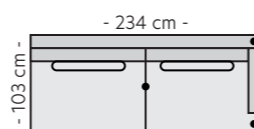
Modul 16 (3s midtsek.)
B:222 D:103 H:86 SH:45 cm



Modul 17 (3s-arm V)
B:234 D:103 H:86 SH:45 cm



Modul 18 (3s-arm H)
B:234 D:103 H:86 SH:45 cm



Hvis du ønsker å koble to moduler som ikke er bærende må det bestilles ekstra koblingsbeslag med støtteben. Eks. Modul 5 + modul 6

Målene er veiledene og kan variere +/- 1-2 cm.